

1801/202

**GARMENT CUTTING AND MAKING THEORY,
PATTERN DRAFTING II AND GRADING I**

June / July 2023

Time: 4 hours



THE KENYA NATIONAL EXAMINATIONS COUNCIL

**CRAFT CERTIFICATE IN FASHION DESIGN AND GARMENT MAKING
TECHNOLOGY**

MODULE II

**GARMENT CUTTING AND MAKING THEORY,
PATTERN DRAFTING II AND GRADING I**

4 hours

INSTRUCTIONS TO CANDIDATES

You should have the following for this examination:

- (i) white plain A4 (photocopying type) ;
- (ii) French curves;
- (iii) 30 cm ruler;
- (iv) 2 H/ HB pencils;
- (v) sharpener;
- (vi) paper pins;
- (vii) tracing paper;
- (viii) $\frac{1}{4}$ scale ruler/ square;
- (ix) sellotape/ glue;
- (x) tracing wheel/ a pair of compasses;
- (xi) paper scissors;
- (xii) set square;
- (xiii) eraser.

*This paper consists of **THREE** sections; A, B and C.*

*Answer **ONE** question in section A and **ONE** question from section B in the answer booklet provided.*

*Attempt **ALL** the questions in section C using the materials provided.*

Candidates should answer the questions in English.

This paper consists of 5 printed pages.

Candidates should check the question paper to ascertain that all the pages are printed as indicated and that no questions are missing.

SECTION A: GARMENT CUTTING THEORY (20 marks)

Answer ONE question from this section.

1. (a) Outline **four** characteristics of good quality patterns. (4 marks)
- (b) Outline **four** objectives of setting up workshop rules. (4 marks)
- (c) Explain **four** factors to consider when lay planning. (8 marks)
- (d) Outline **four** details to bear in mind when selecting marking tools. (4 marks)
2. (a) Highlight **four** techniques of dealing with fabric defects during spreading. (4 marks)
- (b) Distinguish between 'cutting aids' and 'cutting tools' citing **two** examples in each case. (5 marks)
- (c) Identify **three** ways of cleaning a workshop. (3 marks)
- (d) Outline **four** quality requirements for each of the following:
 - (i) a spread; (4 marks)
 - (ii) cut components. (4 marks)

SECTION B: GARMENT MAKING THEORY (20 marks)

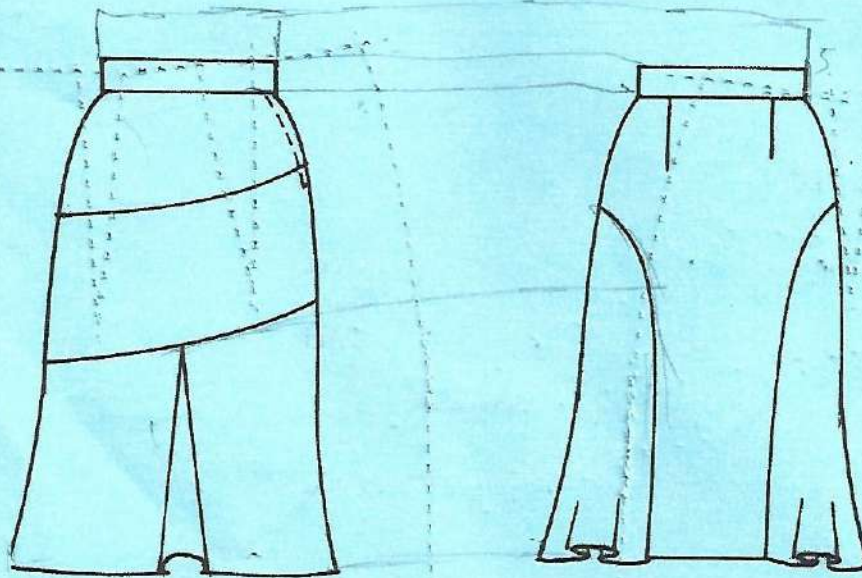
Answer ONE question from this section.

3. (a) Explain **five** reasons for inspecting garments during making. (5 marks)
- (b) (i) Identify **five** seaming defects. (5 marks)
- (ii) Outline **five** reasons for finishing seam edges. (5 marks)
- (c) Describe the procedure for constructing a buckled belt. (5 marks)
4. (a) Outline **three** factors to consider when selecting pressing equipment. (3 marks)
- (b) (i) Highlight **four** operations which can be performed by a swing needle machine. (4 marks)
- (ii) Outline **four** ways of caring for an overlock sewing equipment. (4 marks)
- (c) Explain **two** precautions a First Aider should observe when managing a fresh wound. (4 marks)
- (d) Identify **five** methods of controlling fullness. (5 marks)

SECTION C: PATTERN DRAFTING II AND GRADING (60 marks)

Answer ALL the questions in this section.

5. Trace out the skirt blocks provided and develop final patterns for the skirt style sketched below:



FRONT VIEW

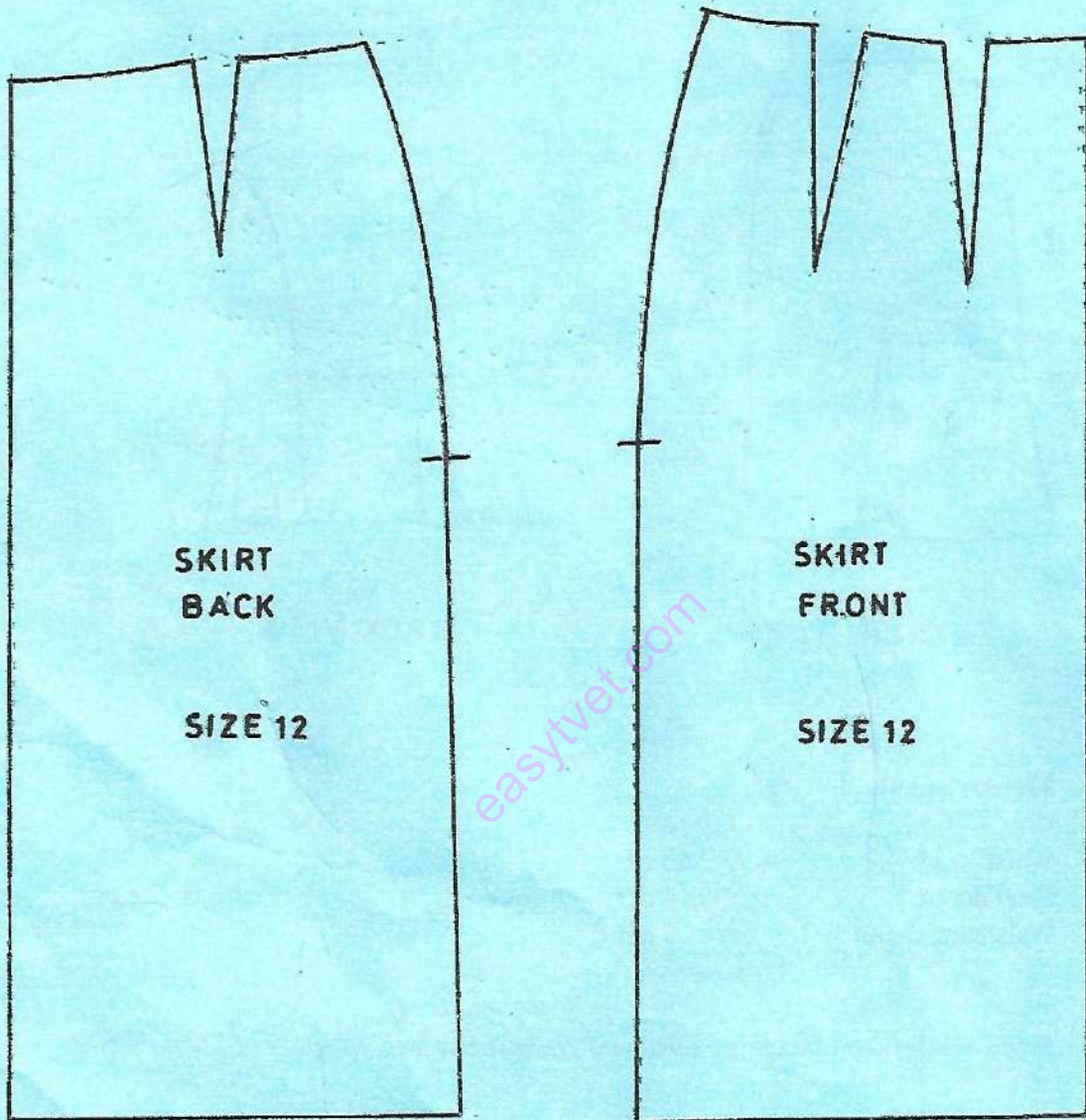
BACK VIEW

Measurements

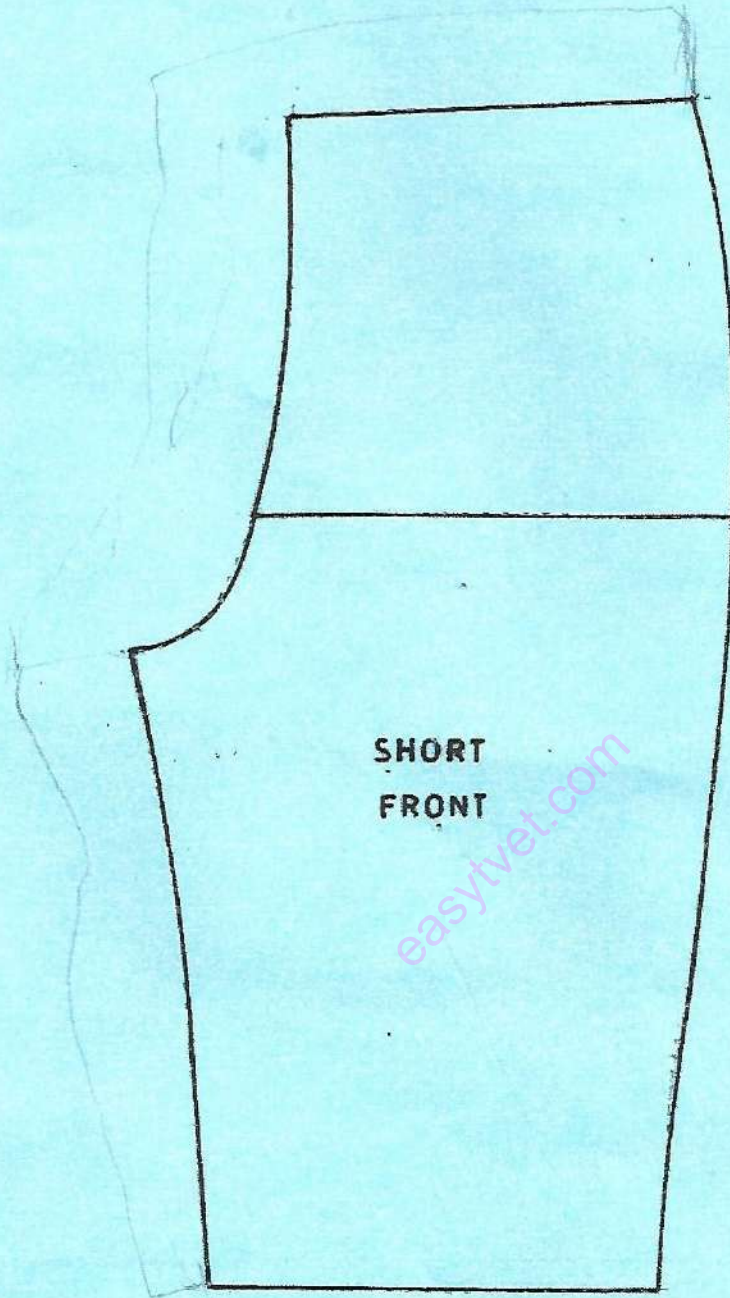
Waist	-	66 cm
Pleat depth	-	4 cm
Waistband depth	-	5 cm

6. Trace out the short block provided and grade it one size up.

SKIRT BLOCKS



SHORT BLOCK (FOR MEN)



THIS IS THE LAST PRINTED PAGE